

PERSONAL

Setting up email

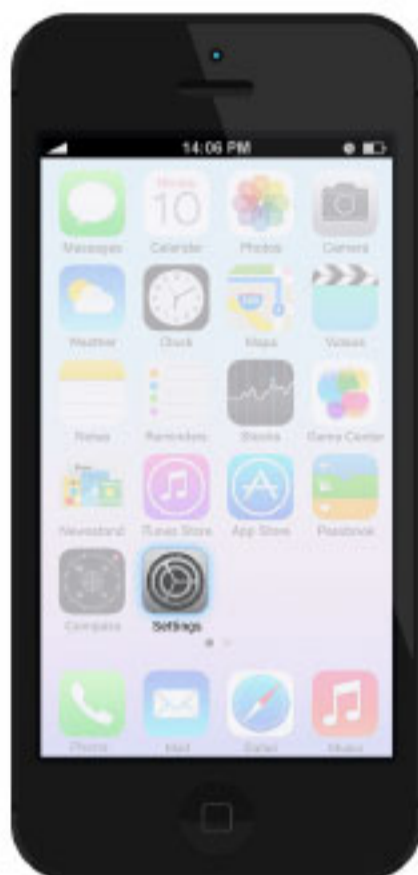
How to setup email on your
Apple iOS device

Telkom

Add an email account on your iOS device

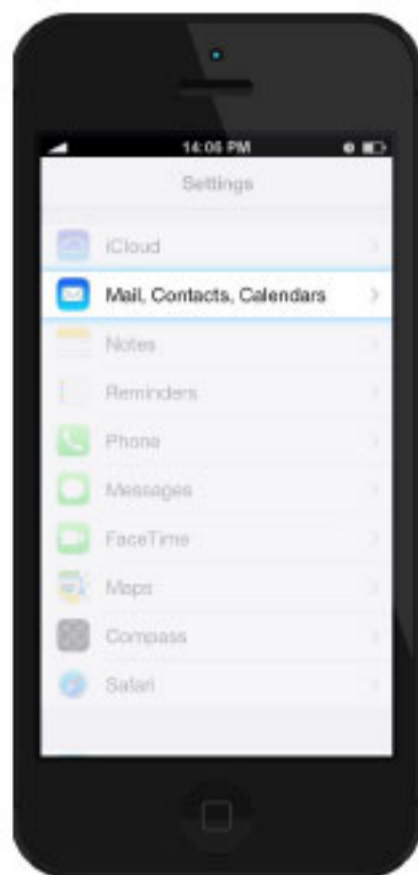


Step 1



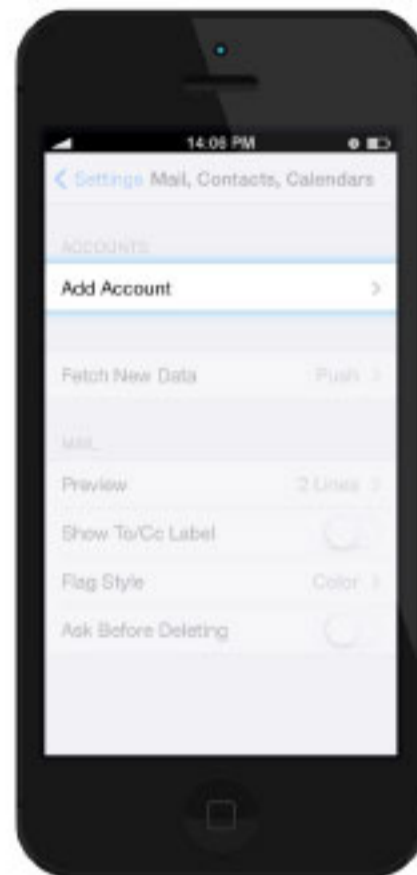
Select **Settings**

Step 2




Select **Mail, Contacts, Calendar**

Step 3



Select **Add Account**

Step 4



Select your email provider

If you don't see your email provider listed, select *Other* > *Add Mail Account*.

Follow the on screen steps and provide the required information to configure your account.

Apple keeps a database of the most common email service providers. iOS will automatically configure those settings on your device during setup. If iOS doesn't configure the device and you don't know the settings, please contact your email provider and have them provide this information.

The Telkom Internet IMAP Server address is imap.telkomsa.net